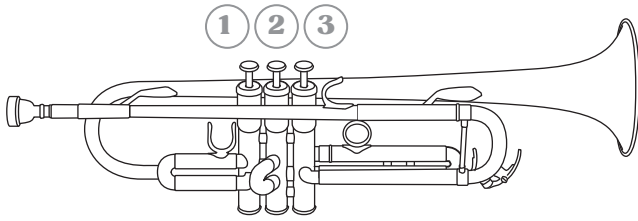













Trumpet fingering chart



			 Release	 Index finger
			 Press	 Middle finger
				 Ring finger

Three staves of musical notation showing trumpet fingering for various notes. Each note is accompanied by a set of three circles representing the fingers (1, 2, 3) used to play it. Red circles indicate a 'Press' action, and white circles indicate a 'Release' action.

Staff 1 (Notes: G4, A4, B4, C5, D5, E5, F5, G5, A5, B5, C6):

- G4: 1 2 3 (all red)
- A4: 1 2 3 (all red)
- B4: 1 2 3 (all red)
- C5: 1 2 3 (all red)
- D5: 1 2 3 (all red)
- E5: 1 2 3 (all white)
- F5: 1 2 3 (all white)
- G5: 1 2 3 (all red)
- A5: 1 2 3 (all white)
- B5: 1 2 3 (all white)
- C6: 1 2 3 (all white)

Staff 2 (Notes: D5, E5, F5, G5, A5, B5, C6, D6, E6, F6, G6):

- D5: 1 2 3 (all red)
- E5: 1 2 3 (all white)
- F5: 1 2 3 (all red)
- G5: 1 2 3 (all red)
- A5: 1 2 3 (all red)
- B5: 1 2 3 (all white)
- C6: 1 2 3 (all white)
- D6: 1 2 3 (all red)
- E6: 1 2 3 (all white)
- F6: 1 2 3 (all white)
- G6: 1 2 3 (all white)

Staff 3 (Notes: A5, B5, C6, D6, E6, F6, G6):

- A5: 1 2 3 (all red)
- B5: 1 2 3 (all white)
- C6: 1 2 3 (all white)
- D6: 1 2 3 (all red)
- E6: 1 2 3 (all white)
- F6: 1 2 3 (all white)
- G6: 1 2 3 (all white)